


SHAW ENGINEERING




SPECIALIZED &
CUSTOM
MACHINES
(SOME EXAMPLES)


CUSTOM BALANCE DRILL



ALTERNATE VIEWS OF BALANCE DRILL



LOAD TESTER – MEASURE HEAD PRESSURE ON FLOOR SCRUBBER





SUBMERSIBLE PUMP RADIAL DRILL AND TAP UNIT





TORQUE UNIT-TORQUE HEAD NUT AND MEASURE END PLAY



CUSTOM WORK STATIONS




WELDING POSITIONER- ADJUSTABLE FROM 6 TO 140 IN.



5 AXIS STATOR WINDERS



FEATURES INCLUDED FULLY
AUTOMATED SET UP AND 3
SYNCHRONIZED SERVO MOTORS



CUSTOM 3 AXIS 80 T PRESS

VENTILATION
INDUSTRY

BRAKE & ROLL COMBINED



VISION INSPECTION SYSTEM

MEDICAL INDUSTRY



ELIMINATED COSTLY
RECALLS



CUSTOM PRESS FOR NEW SERVO MOTOR DESIGN- SHAFT/STATOR



SMALL BENCH MOUNT PIN PRESS

